


BASIC BUR KIT

FOR TOOTH PREPARATION

**12
BURS**



Curated by
Dr. Moez Khakiani



Organized &
Operatory Ready



Works for
All Materials

BASIC PREPARATION KIT...

the baby gladiator



Concept by **DR. MOEZ I KHAKIANI**- patented designs



UNIVERSAL KIT- Anterior + Posterior + Metal + PFM + Zirconia + e. Max + Laminates + Veneers



12 BURS- Natural Diamond Series for Multiple Preps



FASTER CUTTING, LONGER LASTING DIAMONDS



PREPARATION burs (Blue), **FINISHING** burs (Red), **POLISHING** burs (Yellow)



AUTOCLAVABLE KIT



2 COLOR BASES- to match the decor of your practice



SMILING MOLAR box design

For more details and videos visit www.mikdental.in

BASIC BUR KIT

FOR TOOTH PREPARATION

1. MS 1.0

This is a Modified Shoulder bur with a tip diameter of 1.0 mm.

The MS bur has been designed as a flat tip bur, but with rounded edges that produce a smooth junction between the finish line and the axial walls. Such a modification helps reduce stress concentrations at this vulnerable part of the preparation.

This bur is to be used by sinking the tip to its full depth, thereby leaving a 1.0 mm margin on the tooth.

Use: For preparing buccal/ labial margin for a PFM prosthesis.



BASIC BUR KIT

FOR TOOTH PREPARATION


2. DC 1.0

This is a Deep Chamfer bur with a tip diameter of 1.0 mm.

This bur is to be used only half its depth in order to avoid formation of a lip of enamel at the margin. Thus when used correctly, the 1.0 bur leaves a 0.5 mm groove on the tooth.

Uses: For preparing the lingual/ palatal margin when planning a PFM prosthesis with a lingual/ palatal metal collar.

It is also used for preparing all the margins (360°) when planning a monolithic zirconia or a monolithic metal prosthesis and for a veneer preparation.



BASIC BUR KIT

FOR TOOTH PREPARATION

3. DC 1.4

This is a Deep Chamfer bur with a tip diameter of 1.4 mm.

This bur is also to be used only half its depth. Thus when used correctly, it leaves a 0.5-0.7 mm deep chamfer margin.

Use: For preparing all the margins (360°) when planning for a PFZ or a LiDiSi prosthesis.



BASIC BUR KIT

FOR TOOTH PREPARATION

4. MI 0.8

This is a Modified Interdental bur with a tip diameter of 0.8 mm.


The Modified interdental bur is safe ended (no diamonds at the tip).

This prevents the bur from slipping gingivally as one moves from the labial/ buccal towards the lingual/ palatal surface.

This prevents gouging of the margin and trauma to the gingival col, a common occurrence during inter-proximal reduction.

When using this bur, it is important to start above the interdental papilla on the buccal/ labial aspect and then run it across the inter proximal tooth structure.

Use: For opening interproximal contacts when preparing the tooth for a PFM prosthesis, especially for molars.



BASIC BUR KIT

FOR TOOTH PREPARATION

5. OR 1.2

This is an occlusal reduction bur with a diameter of 1.2 mm through its entire length (straight bur).

Uses: For occlusal reduction of non-functional cusps when preparing a tooth for a PFM prosthesis.

Also used for reducing the entire occlusal table (both, functional and non-functional cusps) when preparing a tooth to receive a PFZ, a LiDiSi, a monolithic metal or a monolithic zirconia prosthesis.



BASIC BUR KIT


FOR TOOTH PREPARATION

6. CR 2.8

This is a Cingulum Reduction bur with a diameter of 2.8 mm at its widest circumference.

It is used by positioning the bur such that its widest portion sits into the deepest concavity on the palatal/lingual aspect of the tooth being prepared.

Use: For reduction of the lingual fossa when preparing anterior teeth.



BASIC BUR KIT

FOR TOOTH PREPARATION

7. DC 1.2F

This is a Deep Chamfer Finishing bur with a tip diameter of 1.2 mm.

As this is a deep chamfer design, it is to be used only half its depth to avoid formation of a lip of enamel at the margin. Thus when used correctly, this bur leaves a 0.5-0.6 mm deep chamfer margin.

Uses: For finishing the lingual/ palatal margin when preparing the tooth for a PFM prosthesis with a metal collar.

It is also used for finishing all the prepared margins (360°) when planning a monolithic zirconia or a monolithic metal prosthesis.

In addition, it is also used to finish the proximal and palatal/ lingual margins for a PFZ or a LiDiSi prosthesis, especially anterior teeth.



BASIC BUR KIT

FOR TOOTH PREPARATION


8. EC 1.4F

This is an End Cutting Finishing bur with a tip diameter of 1.4 mm.

This bur has diamonds incorporated only at its tip and has a non-cutting shank. The non-cutting shank of the bur allows for it to be used on proximal surfaces of the prepared tooth, without the fear of inadvertent damage to the adjacent teeth.

This bur is to be used with pull strokes only, as a push stroke carries the risk of ploughing/ digging the bur into the prepared margin.

Use: For removing irregular/unsupported tooth structure around the prepared margins.



BASIC BUR KIT

FOR TOOTH PREPARATION

9. CA 1.6F

This is a Ceramic/ Composite Adjustment bur with a diameter of 1.6 mm at its widest circumference. The tip of this bur is shaped like a semi-circle (half round) and is to be used for adjusting static occlusal interferences. The remainder of its length is to be used for reducing incline interferences during excursive movements.

Use: For reducing interferences on porcelain crowns and bridges during the occlusal adjustment (bisque) appointment.



BASIC BUR KIT

FOR TOOTH PREPARATION

10. PLV 0.3

This is a single tier, self-limiting depth gauge bur with a working diameter of 0.3 mm.

This bur has a non-cutting shank that extends above and below the working surface.

This ensures that depth grooves of 0.3 mm are created, regardless of the labial curvature of the tooth.

Use: To scribe depth grooves when preparing the tooth for Porcelain Laminate Veneers. Ideal for use on the cervical aspect of the tooth where the enamel is the thinnest.



BASIC BUR KIT

FOR TOOTH PREPARATION

11. PLV 0.5

This is also a single tier, self-limiting depth gauge bur with a working diameter of 0.5 mm.

Works on the same principle as that described for the PLV 0.3 bur. It ensures the depth grooves achieved are 0.5 mm deep, regardless of the labial curvature of the tooth.

Use: To scribe depth grooves when preparing Porcelain Laminate Veneers that require comparatively more reduction.



BASIC BUR KIT

FOR TOOTH PREPARATION

12. DC 1.2EF

This is an Extra Fine Deep Chamfer Polishing bur with a tip diameter of 1.2 mm and is the only yellow ring bur in this kit.

Use: To polish the Porcelain Laminate Veneer preparations.

Close adaptation between the PLV and the underlying tooth structure is extremely important for ensuring long term success with this treatment protocol. A smooth polished surface helps achieve this requirement.



BASIC

BURKIT

In order for this kit to serve its desired function, it is important that each bur be returned back to its respective slot once used. Tooth preparation burs should be frequently replaced, as a clogged/dull bur often prompts the operator to apply excessive pressure against the tooth. The combination of heat and increased lateral force is extremely detrimental for the pulp and is a leading cause of irreversible pulpal inflammation and sensitivity following tooth preparation. Such excessive forces may also pre-maturely damage the handpiece cartridge, often requiring replacement.

This MIK Dental kit is a contemporary and technical approach for achieving consistent tooth preparations for all material categories used in fixed prosthodontics. The use of such a controlled method of reduction (with bur tips of specific designs and diameters) takes the guess work out of tooth preparation, thereby ensuring predictability to the workflow.

Burs from the Advance Bur Kit

NOT PRESENT in the Basic Bur Kit

MS 1.3F



DC 1.8F



MI 0.5



DC 1.0SS



OR 1.6



CR 2.3



IR 2.0

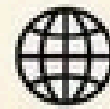



CHECK OUT

THE ADVANCED BUR KIT

**TAKE YOUR TOOTH PREPARATION
TO THE NEXT LEVEL!**

SCAN ME



OR VISIT

<https://mikdental.in/product/prepmaster-advanced-bur-kit/>

WHY CHOOSE THE ADVANCED BUR KIT?



Maximum Precision
for predictable results



Comprehensive Selection
for all preparation needs



Premium Quality
for durability and safety



Designed by Experts
for dental professionals

ADVANCED TOOLS

BETTER PREPARATION BETTER OUTCOMES

MiK
DENTAL

Trusted by Professionals.
Built for Excellence.



Precision
Engineered



Clinically
Proven

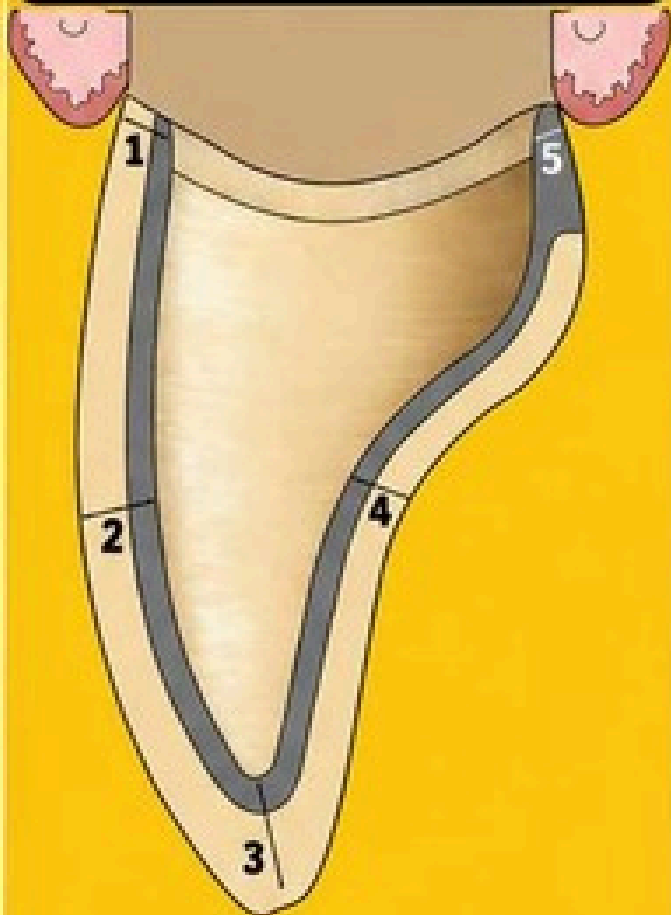


Reliable
Performance

AVERAGE REDUCTION GUIDE

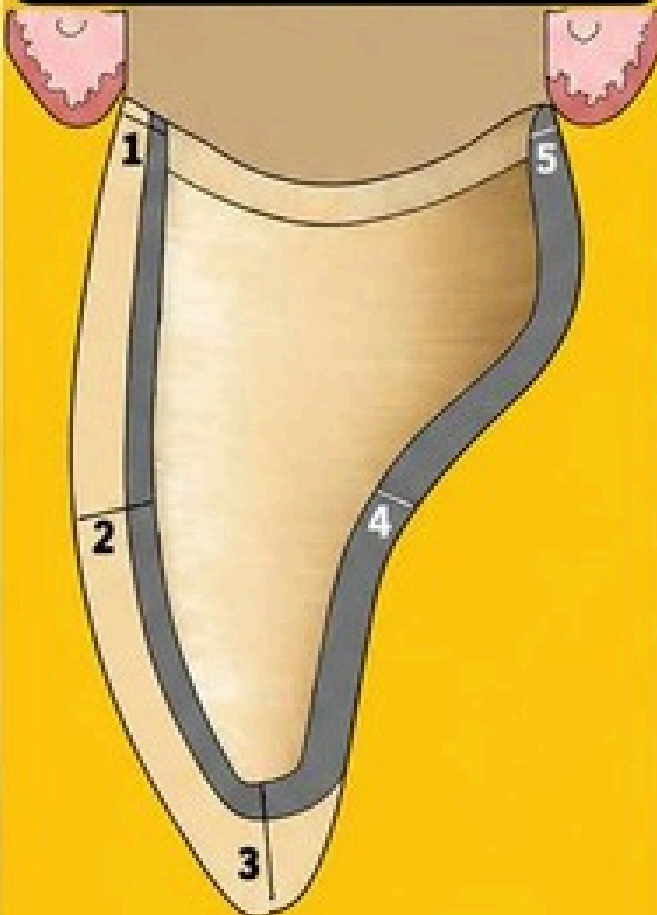
FOR PRECISE & PREDICTABLE PREPARATIONS

AVERAGE REDUCTION REQUIRED FOR A PFM CROWN: ANTERIOR TOOTH



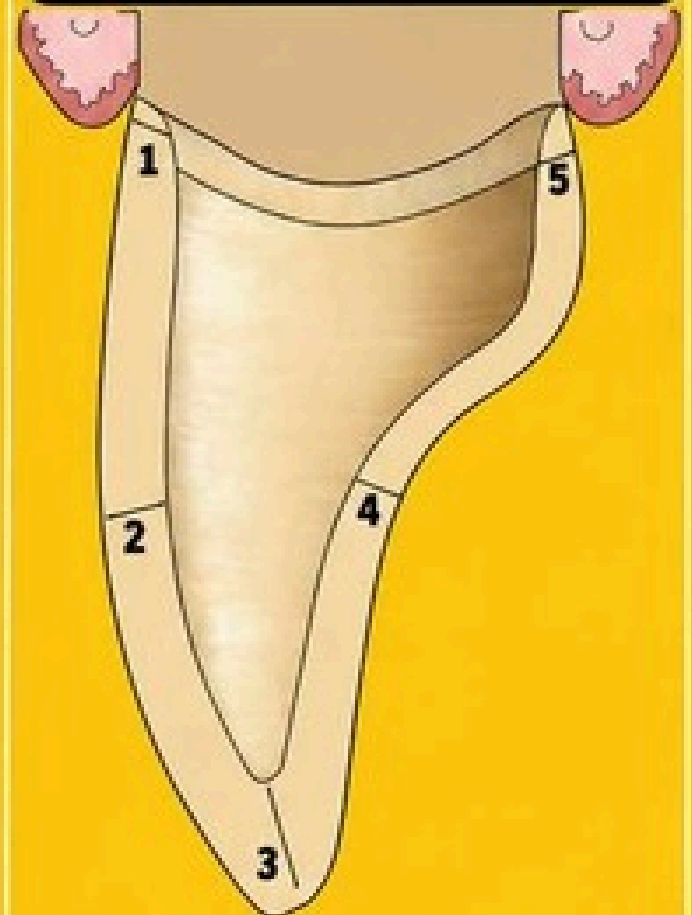
1.	Labial margin	1.0-1.2 mm
2.	Labial surface	>1.5 mm
3.	Incisal edge	about 2.0 mm
4.	Palatal/lingual surface	1.2-1.5 mm
5.	Palatal/lingual margin	0.5 mm (metal margin)

AVERAGE REDUCTION REQUIRED FOR A PFM FACING CROWN: ANTERIOR TOOTH



1.	Labial margin	1.0-1.2 mm
2.	Labial surface	>1.5 mm
3.	Incisal edge	about 2.0 mm
4.	Palatal/lingual surface	0.5 mm
5.	Palatal/lingual margin	0.5 mm

AVERAGE REDUCTION REQUIRED FOR A METAL FREE (LiDiSi/PFZ) CROWN: ANTERIOR TOOTH

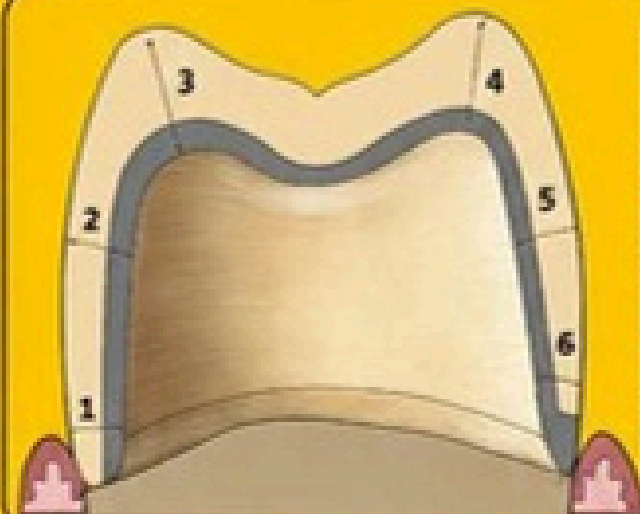


1.	Labial margin	0.8-1.0 mm
2.	Labial surface	1.2-1.5 mm
3.	Incisal edge	about 2.0 mm
4.	Palatal/lingual surface	0.5-0.8 mm
5.	Palatal/lingual margin	0.5-0.8 mm



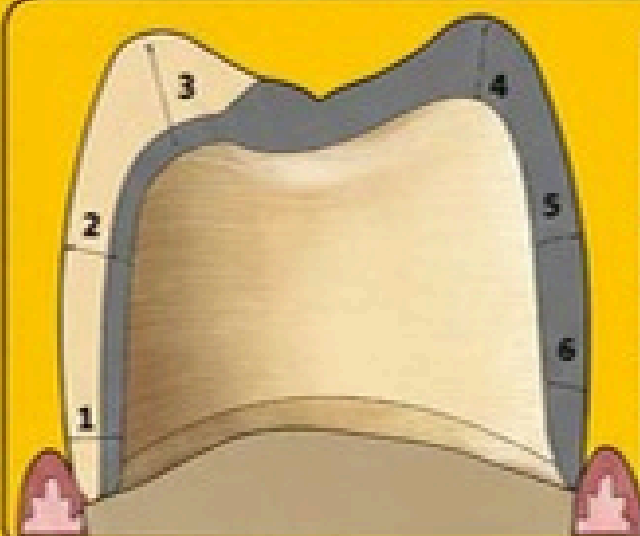
AVERAGE REDUCTION GUIDE

FOR EVERY CROWN PREPARATION



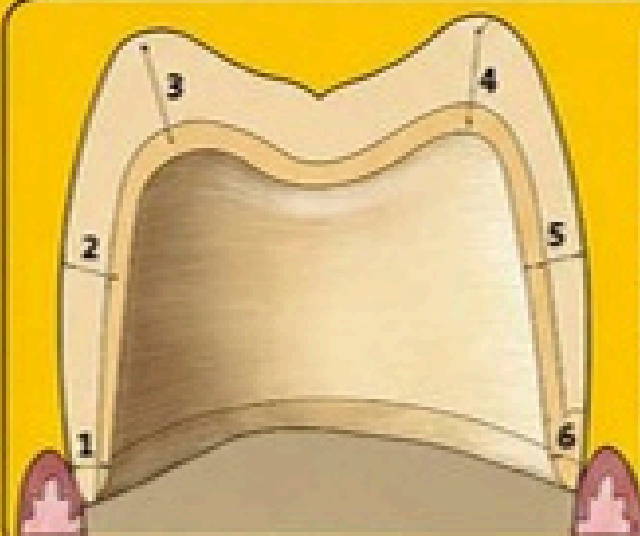
AVERAGE REDUCTION REQUIRED FOR A PFM CROWN: POSTERIOR TOOTH

1.	Buccal margin	1.0–1.2 mm
2.	Buccal surface	1.2–1.5 mm
3.	Functional cusps	about 2.0 mm
4.	Non-functional cusps	about 1.5 mm
5.	Lingual/Palatal surface	1.2–1.5 mm
6.	Lingual/Palatal margin	0.5 mm (metal margin)



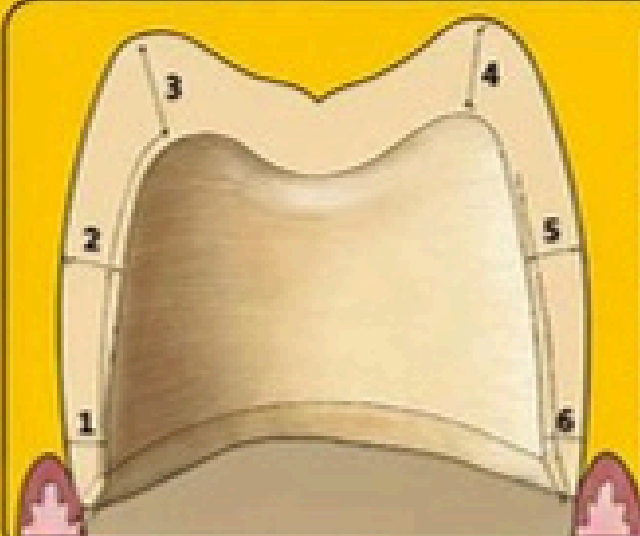
AVERAGE REDUCTION REQUIRED FOR A PFM FACING CROWN: POSTERIOR TOOTH

1.	Buccal margin	1.0–1.2 mm
2.	Buccal surface	1.2–1.5 mm
3.	Functional cusps	about 1.5 mm
4.	Non-functional cusps	about 1.0 mm
5.	Lingual/Palatal surface	0.5 mm
6.	Lingual/Palatal margin	0.5 mm



AVERAGE REDUCTION REQUIRED FOR A METAL FREE (LiDiSi/PFZ) CROWN: POSTERIOR TOOTH

1.	Buccal margin	0.8–1.0 mm
2.	Buccal surface	1.2–1.5 mm
3.	Functional cusps	1.5–2.0 mm
4.	Non-functional cusps	1.0–1.5 mm
5.	Lingual/Palatal surface	0.8–1.2 mm
6.	Lingual/Palatal margin	0.5–0.8 mm



AVERAGE REDUCTION REQUIRED FOR A FULL CONTOUR METAL/ZIRCONIA CROWN: POSTERIOR TOOTH

1.	Buccal margin	0.5 mm
2.	Buccal surface	0.5–0.8 mm
3.	Functional cusps	about 1.5 mm
4.	Non-functional cusps	about 1.0 mm
5.	Lingual/Palatal surface	0.3–0.4 mm
6.	Lingual/Palatal margin	0.5 mm

CONNECT WITH US


STAY UPDATED. STAY CONNECTED.



Follow us on
Instagram



Follow us on
Facebook



VISIT OUR WEBSITE
WWW.MIKDENTAL.IN



+91 9833400664



ACCURATE
REDUCTIONS



STRONG
RESTORATIONS



CLINICAL
CONFIDENCE



TRUSTED BY
PROFESSIONALS