



IMIK
D E N T A L

PRODUCT CATALOGUE



A close-up photograph of a metal drill bit mounted on a metal tool holder. The drill bit is positioned vertically and has a textured, brownish surface. In the foreground, a glass of whiskey on the rocks is visible, with a large ice cube and a small amount of amber liquid. The background is dark, and the lighting highlights the metallic surfaces and the condensation on the glass.

**CREATING THINGS...
YOU WISH EXISTED!!!**

Haven't we all had at least that one moment where we thought to ourselves, "I wish this existed!"

In the year 2015, MIK Dental was founded keeping this very perspective in mind. The idea was to design innovative products and make them available to clinicians as well as dental students at the click of a finger tip. The idea was to make dentistry predictable, repeatable and profitable for all.

We take pride in the fact that our products are exclusive, efficient and user friendly; whilst having a reputation for being top notch in design and quality.

You'll often hear one of our founders Dr. Khakiani quote Mahatma Gandhi, "Be the change you want to see in the world"

These are words we live by at MIK Dental, and are constantly learning and ever evolving in a bid to bring MIK products into every clinic.

We hope you enjoy viewing/using these products as much as we enjoyed crafting them.

CLINICAL FIXED PROSTHODONTICS... the dental atlas

STARTER VOLUME



Book authored by **DR. MOEZ I KHAKIANI**



IDEAL GUIDE- for basic fixed prosthetic procedures



Sections on **OCCCLUSION, CROWN PREPARATION** and **SHADE COMMUNICATION**



300 + pages



1200 + colored images



15 chapters



Received multiple **AWARDS**



SCAN FOR PREVIEW COPY

For more details and videos visit www.mikdental.in

STARTER VOLUME (2nd Edition)

CLINICAL FIXED PROSTHODONTICS STARTER VOLUME



DR. MOEZ I. KHAKIANI

SECOND EDITION
REPRINT



As a young practitioner, I always wished I had provide the ideal protocols to follow when performing ca That single book which had answers to all my 'Wheres? Wheres? W and with over 2000 images, the book is a clinical guide, an atlas in its a multi-dimensional sphere, right from material options a dentist has to choose to the clinical steps of tooth preparation, impressions, bite registration, provisionalization, patient trials, cementation strategies and prosthesis retrieval. 'Clinical Fixed Prosthodontics' is that very book you have been 'Starter Volume' of this edition covers Basics of Fixed Prosthodontics, the art of shade selection and its communication, occlusal scenarios that need to be implemented in addition, chapters have been scripted to stress upon top-notch documentation of prosthetic work through established dental photography principles, as well as social implications involved in building a successful clinical practice. We have also included guidance on how to improve your working life with focus on ergonomics and a chapter on medico-legal issues pertinent to the field of fixed prosthodontics (for the Indian sub-continent only). These 15 chapters are roped in a sequence and yet each chapter has its own identity or you may simply refer it whenever you need information on a particular procedure. This allows you to pick up a chapter in solo and yet not feel lost in the flow. Whether you are a young practitioner or a seasoned clinician, you will find a plethora of useful information within the covers of this book. Just give this book a shot! You shall be pleasantly surprised at what might just happen!

Cheers!

For purchase contact:
+91 98334 00664
ISBN: 978-1-63535-266-5

CLINICAL FIXED PROSTHODONTICS... the dental atlas

MASTER VOLUME



Book authored by **DR. MOEZ I KHAKIANI**



IDEAL GUIDE- for advance fixed prosthetic procedures



Sections on **FULL MOUTH REHABILITATION, PORCELAIN VENEERS** and **IMPLANTS**



500 + pages



100 + cases



2500 + colored images



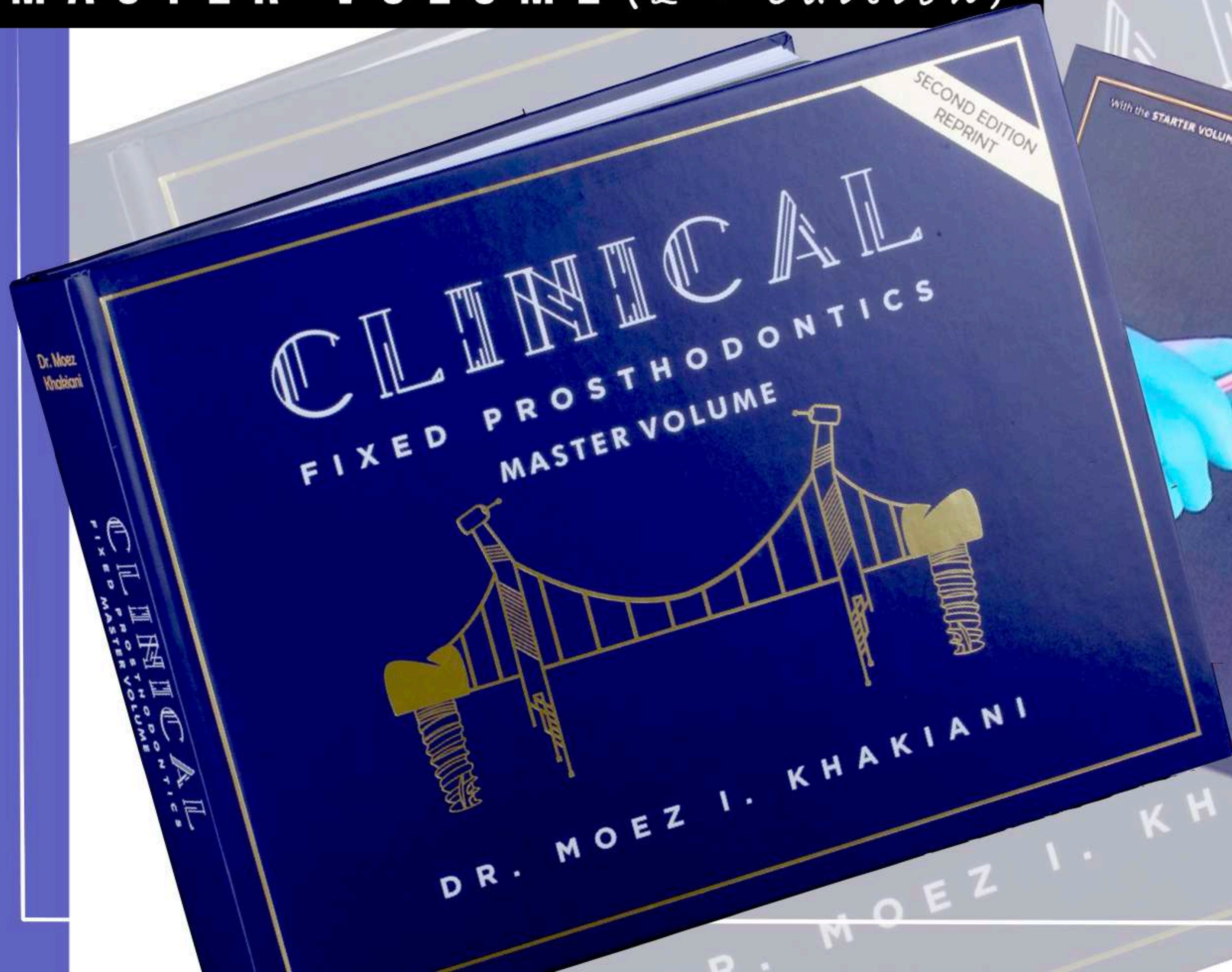
25 chapters












SCAN FOR PREVIEW COPY

For more details and videos visit www.mikdental.in

MASTER VOLUME (2nd Edition)



ADVANCED PREPARATION KIT... the DIY kit

-  Concept by **DR. MOEZ I KHAKIANI**- patented designs
-  **UNIVERSAL KIT**- Anterior + Posterior + Metal + PFM + Zirconia + e. Max + Veneer preparations
-  **19 BURS**- Gold series
-  **FASTER CUTTING, LONGER LASTING DIAMONDS**
-  **PREPARATION** burs (Blue), **FINISHING** burs (Red), **POLISHING** burs (Yellow)
-  **SPECIALLY CODED BASES**- that serves as a template for tooth preparation
-  **BASE DIVIDED INTO 7 CLUSTERS**- for easy identification
-  **AUTOCLAVABLE KIT**
-  **12 COLOR BASES**- to match the decor of your practice










SCAN FOR PDF



SCAN FOR VIDEO

BASIC PREPARATION KIT... *the baby gladiator*


-  Concept by **DR. MOEZ I KHAKIANI**- patented designs
-  **UNIVERSAL KIT**- Anterior + Posterior + Metal + PFM + Zirconia + e. Max + Laminates + Veneers
-  **12 BURS**- Gold series
-  **FASTER CUTTING, LONGER LASTING DIAMONDS**
-  **PREPARATION** burs (Blue), **FINISHING** burs (Red), **POLISHING** burs (Yellow)
-  **AUTOCLAVABLE KIT**
-  **SMILING MOLAR** box design



SCAN FOR PDF

For more details and videos visit www.mikdental.in

BASIC
BURKAT



PARTIAL BONDED RESTORATION KIT... the conservative assembly



1ST of its kind



Especially curated for **INLAY, ONLAY, OVERLAY, V-TOP, ENDOCROWN** preparations



Ideal for **PORCELAIN AND COMPOSITE LAMINATE & VENEER** preparations



12 BURS- Gold series



PREPARATION burs (Blue), **FINISHING** burs (Red), **POLISHING** burs (Yellow)



FASTER CUTTING, **LONGER** LASTING **DIAMONDS**



AUTOCLAVABLE KIT



2 COLOR BASES- to match the decor of your practice




SMILING MOLAR box design



SCAN FOR PDF

For more details and videos visit www.mikdental.in

PBR
BURKIT



VENEER PREPARATION KIT... the cosmetic assembly



Ideal for **PORCELAIN AND COMPOSITE LAMINATE & VENEER** preparations



SMALL yet **COMPLETE**



5 BURS- Gold series



FASTER CUTTING, **LONGER** LASTING **DIAMONDS**



INNOVATIVE DEPTH CUTTING BURS- for graduated preparation



AUTOCLAVABLE CHOCOLATE shaped kit



PATENTED DESIGNS



SCAN FOR PDF

For more details and videos visit www.mikdental.in

VENEER BURKIT



ZIRCONIA CUTTING KIT... *the prosthetic samurai*



IT TAKES A COARSE DIAMOND TO CUT A RIGID ZIRCONIA



12 BURS- Gold series



2 DESIGNS



LONG TAPERED- for crown & bridge retrieval



ROUND HEAD- for endodontic access opening



AUTOCLAVABLE BLACK MOLAR BOX- akin its fierce demeanour



SCAN FOR PDF

For more details and videos visit www.mikdental.in

ZIRCONIA RETRIEVAL
BURKIT



MIK BURS... *the golden gladiators*

-  Designed for **PFM, ZIRCONIA, E.MAX** preparations
-  **GOLD SERIES**
-  **FASTER** CUTTING, **LONGER** LASTING **DIAMONDS**
-  **PREPARATION** burs (Blue), **FINISHING** burs (Red)
-  **SPECIAL REFILL KIT-** 5 burs per design

For more details and videos visit www.mikdental.in

REFILL BURs



SAMPLE REFILL KIT
(Pack of 5)

— PFM BURS — METAL FREE BURS —

MS 1.0

DC 1.0

MS 1.3F

DC 1.2F

DC 1.4

DC 1.8F



PREPGAUGES... the preparation scale

 **TO QUANTIFY CLEARANCE-** occlusal, palatal & proximal

 **FOOD GRADE SILICONE STRIPS**

 **4 THICKNESS-** 1 mm, 1.5 mm, 2 mm, 3.5 mm

 **COLOR CODED** for ease of identification

 Based on **FEELER GAUGE CONCEPT**

 Ideal for **ALL PROSTHETIC MATERIALS**

 **SHAPED LIKE A BOOMERANG-** for use with all teeth

 **AUTOCLAVABLE** carry case, **REUSABLE** gauges

 **ULTIMATE TOOL** to add predictability- **PATENTED DESIGN**



SCAN FOR PDF



SCAN FOR VIDEO

For more details and videos visit www.mikdental.in

PREP GAUGE



ISOLATOR... the quadrant retractor



DUAL FUNCTION- Mouth prop & tongue deflector



Ideally designed for **LONG PROCEDURES**



PROTECTS THE TONGUE from airotor injury



ISOLATION for composite dentistry



Designed to suit **VARYING TONGUE SIZES AND FLOOR DEPTHS**



AVAILABLE FOR RIGHT AND LEFT QUADRANTS- color coded



AVAILABLE IN ADULT AND PEDO SIZES- 10 pieces in 1 kit



Customized **AUTOCLAVABLE BOX, REUSABLE PARTS**



SCAN FOR PDF



SCAN FOR VIDEO

ISOATOR



BITEMAX... the multitasking tray



TRIPLE FUNCTION- Upper impression + lower impression + bite all together



CURVED SHAPE- to accommodate for arch profile



IDEAL LENGTH AND WIDTH for crown & bridge dentistry



MEDICAL GRADE STAINLESS STEEL WITH ANODIZATION- for the charming look



AUTOCLAVABLE FRAME- reusable and cost effective



DISPOSABLE INSERTS- no cross-infection



CLOSED MOUTH IMPRESSION- means zero gag



TIME & MATERIAL SAVING



SCAN FOR PDF



SCAN FOR VIDEO

BiteMAX

METAL TRIPLE TRAY



25 inserts complimentary

BITEMAX... tray insert refills



50 PIECES- in a bundle package



CURVED SHAPE- to ensure utmost comfort and accuracy



PLASTIC FRAME- for utmost stability



MICROPORE SLEEVE- for a thin yet resilient foundation for every impression



SCAN FOR MORE INFO
SCAN TO BUY

For more details and videos visit www.mikdental.in

BiteMAX INSERT REFILLS



PANORAVIEW... the gentle-tough retractor



WIDE VIEW cheek retractor



FIRM yet **SOFT, COMFORTABLE & LONG LASTING**



Ideal for **LONG DURATION PROCEDURES**



DESIGNED FOR PROGRESSIVE RETRACTION- for use during bite registration



IDEAL FOR DENTAL PHOTOGRAPHY- clear with matt finish on handle



AUTOCLAVABLE & REUSABLE



SCAN FOR PDF

For more details and videos visit www.mikdental.in

PanoraView



CROWNSEATER... the cementation partner



TO CEMENT CROWNS AND 3 UNIT BRIDGES- for posterior teeth



DESIGNED LIKE A CUSP TIP- to function like an opposing tooth



SINGLE POINT CONTACT- ensures complete margin seating



AVAILABLE AS A PAIR- 1st & 3rd quadrant; 2nd & 4th quadrant



COLOR CODED for ease of identification



Ideal for **ALL PROSTHETIC MATERIALS**



AUTOCLAVABLE carry case, **REUSABLE** seaters



PATENTED DESIGNS



No more biting on **COTTON ROLLS**



SCAN FOR PDF



SCAN FOR VIDEO

CROWN SEATER



LeafGauge- the mylar discluder



THE CLASSIC GAUGE- to separate posterior teeth



CUSTOMIZABLE ANTERIOR MUSCLE DEPROGRAMMER- with 0.1mm mylar sheets



Each leaf is **NUMBERED** for easy identification



Ideal for **IMMEDIATE DEPROGRAMMATION**



Ideal for **RECORDING CR BITE**, especially at a pre-established vertical dimension



Ideal for **OCCUSAL EQUILIBRATION-** Natural teeth and FMR cases



SCAN FOR PDF

For more details and videos visit www.mikdental.in

LEAF GAUGE



MIK
DENTAL










MIK
DENTAL

16

MIK DENTAL

1 2 3 4 5 6 7 8 9 10 11 12 13 14 15 16 17 18 19 20 21 22 23 24 25 26 27 28 29 30 31 32 33 34 35 36 37 38 39 40 41 42 43 44
MIK DENTAL

UnWIND MD- the muscle relaxant

-  **THE MASTER DIAGNOSTICIAN-** to differentiate true TMDs and muscle spasms
-  **CUSTOMIZABLE ANTERIOR MUSCLE DEPROGRAMMER-** creating posterior disclusion
-  **IDEAL FOR RECORDING CR**
-  **IDEAL FOR PATIENTS WITH TMJ CLICKING-** as an interceptive device
-  **IDEAL FOR BRUXERS-** as a protective device
-  Ideal for management of malocclusion related **MIGRAINES, BACKACHES, NECK ACHES**
-  Ideal for management of malocclusion related **TINITUS, VERTIGO**
-  **AVAILABLE IN 2 SHAPES-** standard and deepbite
-  **PATENTED DESIGNS**



SCAN FOR PDF



SCAN FOR VIDEO

Un WIND M. D.



STANDARD



DEEP BITE



DT Aligner... the plane setter



To **ADJUST** the anterior deprogrammer



Used to **ORIENT THE UNWIND** parallel to maxillary occlusal plane



Y SHAPED- to provide tongue space with ideal posterior extension



MEDICAL GRADE STAINLESS STEEL



REMOVES GUESSWORK- adds predictability



AUTOCLAVABLE & REUSABLE



SCAN FOR MORE INFO
SCAN TO BUY

For more details and videos visit www.mikdental.in

DT Aligner

MIK
DENTAL

MIK
DENTAL

TROLL FOIL... the ultimate Articulating paper



THINNEST POSSIBLE- 8microns only



MOST VERSATILE- Works on both, dry and wet surfaces



IDEAL- for Glazed Ceramics, Zirconia and Full Metal prostheses



IDEAL- for Implant restorations



SELF MOUNTED- No need for Miller forceps



TWO COLORS- Blue for static and Red for dynamic



SCAN FOR VIDEO

For more details and videos visit www.mikdental.in



TrollDental

Troll Foil

BiteAl... the brittle-hard wax



ALUMINIUM REINFORCED bite registration wax



1st of its **KIND**



7mm **BLOCK** of wax



Ideal for **CR RECORD IN FMR** cases



Ideal for **BITE REGISTRATION** in regular Crown-Bridge Dentistry



TRAPEZOIDAL shape for coverage of full arch



Available as pack of **2** and **10**

For more details and videos visit www.mikdental.in



 **BiteAL**

JAW PITCH... the ROM scale



A toughened paper scale to measure **RANGE OF MOTION**



Ideal for quantifying **OPENING, LATERAL EXCURSION** and **PROTRUSION**



MEASUREMENTS in mm



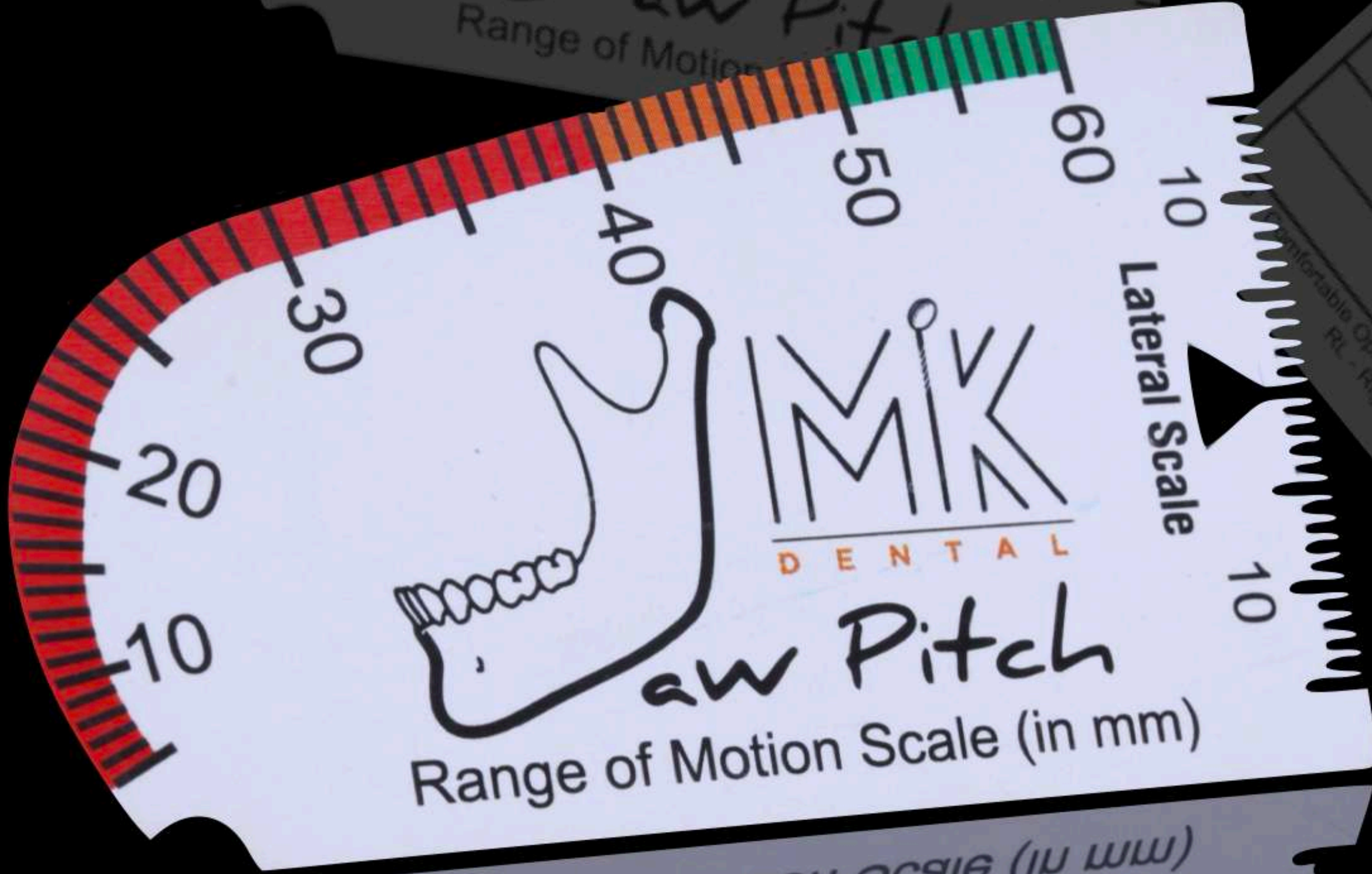
BACK SIDE customized for recording and tracking changes



Available as **PACK OF 50 PIECES**



SCAN FOR VIDEO



Name: _____

DATE: _____

	CO	MO	P	RL	LL

Comfortable Opening, MO - Maximum Opening, P - Protrusion
RL - Right Lateral, LL - Left Lateral

Range of Motion Scale (in mm)

Jaw Pitch

Corident CSA 400... the SEMI-ADJUSTABLE articulator



SEMI-ADJUSTABLE articulator with **FACEBOW**



FACEBOW with both, Orbitale Pointer and Nasion Indicator



Articulator with **CUSTOMIZABLE** Horizontal guidance angle, **FIXED** Bennett angle



CUSTOMIZABLE Incisal pin and Incisal table



Ideal for **FULL MOUTH REHABILITATIONS**



Extremely sturdy with **FULL METAL** frame



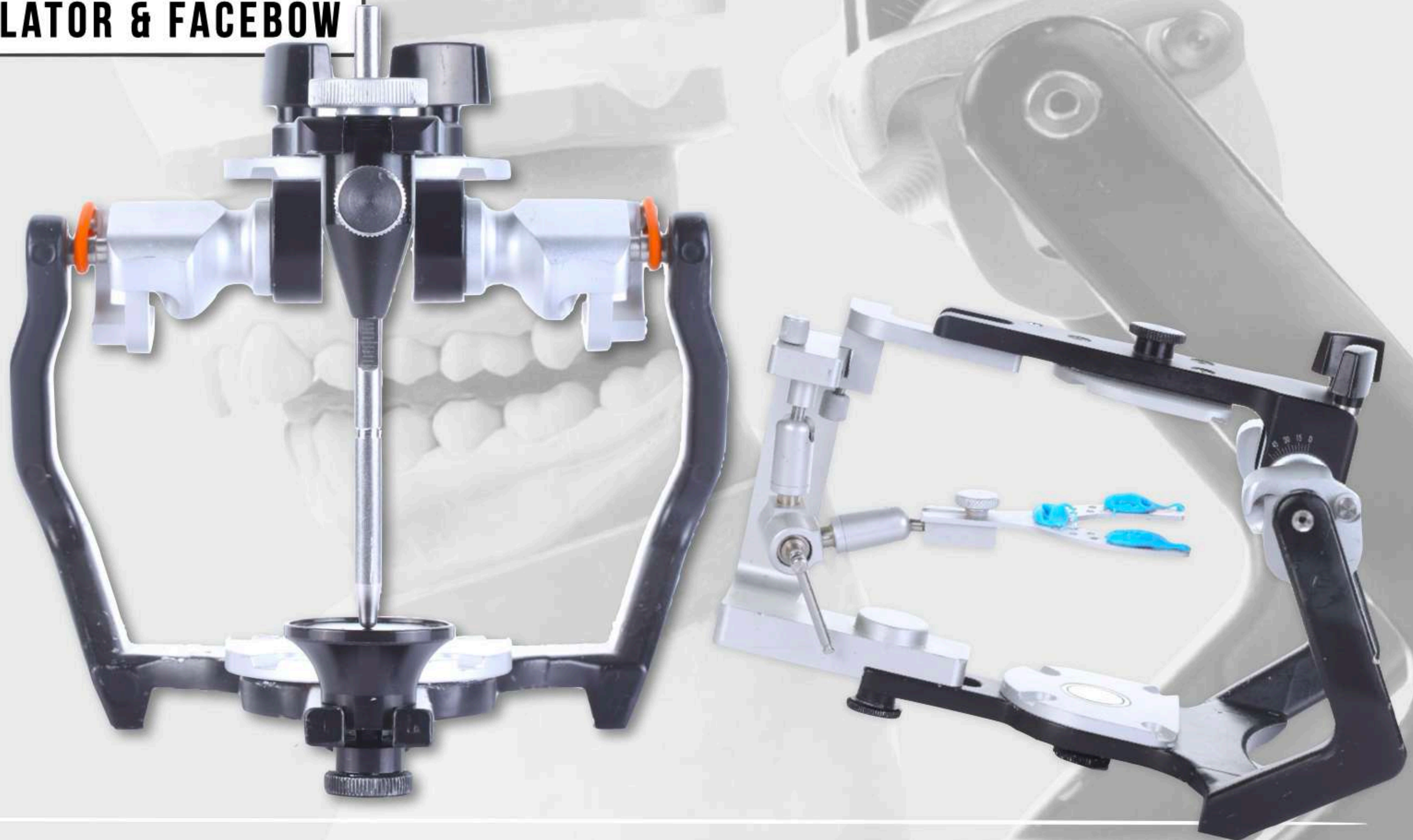
MACHINE MILLED PARTS



MAGNETIC mounting plates

For more details and videos visit www.mikdental.in

**CORIDENT CSA 400
ARTICULATOR & FACEBOW**



ALL SPLINT LAB... the ONLY ONE!



1ST of its kind



Dedicated facility for **TMJ SPLINTS**



ANTERIOR STOP/ DURAN/ KOIS deprogrammers



PERMISSIVE/ STABILIZATION/ MICHIGAN splints



DISTRACTION/ PIVOTAL splints



PRESSED/ HEAT CURED/ MILLED CAD-CAM splints

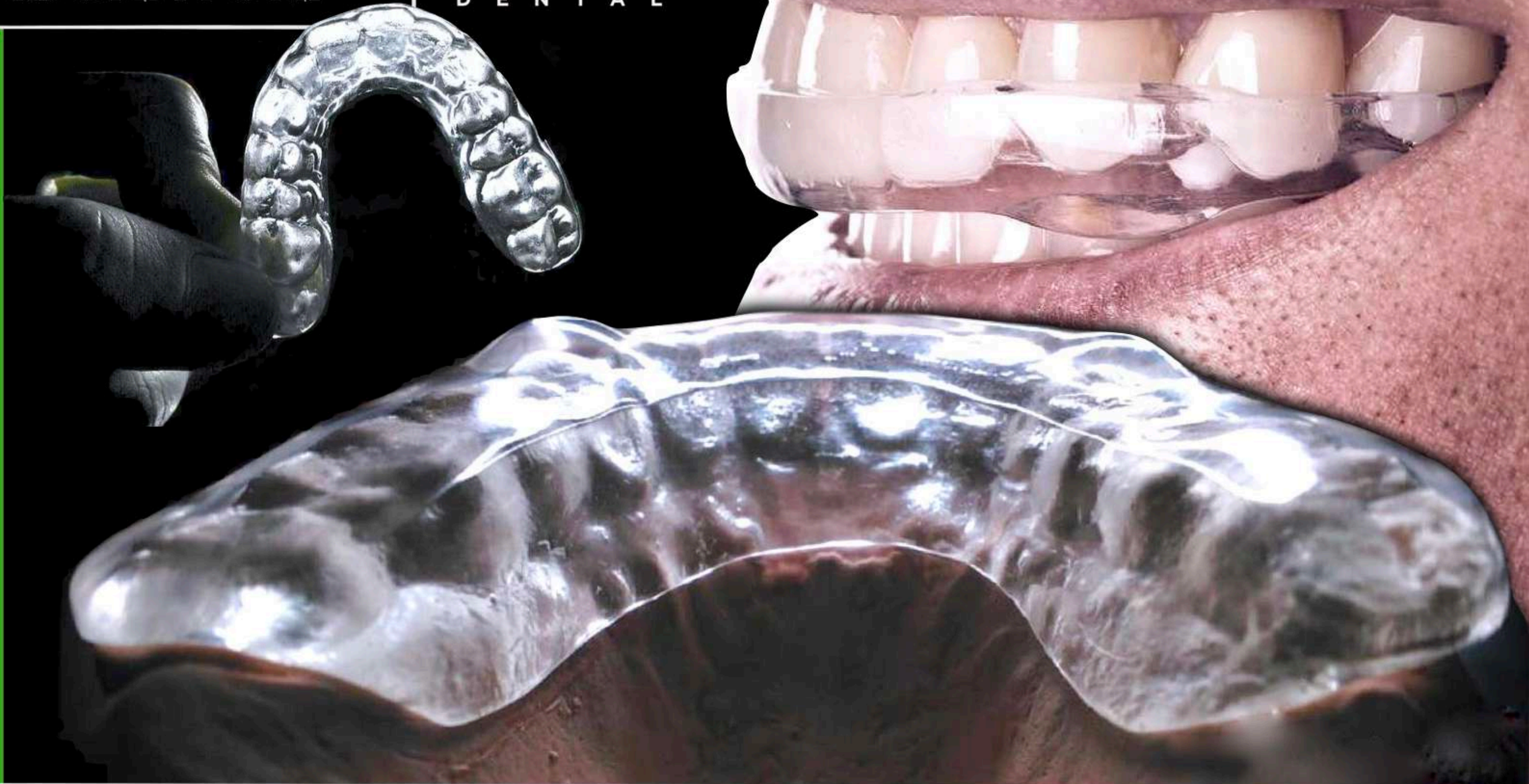


SCAN FOR BROCHURE

CONTACT: +91 7039317006

TMJ SPLINT LABORATORY

MIK
D E N T A L



FMR- the game changer course



Conducted by **DR MOEZ KHAKIANI**



ONLINE CERTIFICATE COURSE- including lectures and video demonstrations



Focused on **MANAGEMENT OF BRUXER** with a collapsed bite



Full Mouth **OCCCLUSION-** static and dynamic



Use of **SEMI-ADJUSTABLE ARTICULATOR** with multiple videos



Details toward **LABORATORY COMMUNICATION**



Protocols for **DIGITAL CAD/CAM** reconstructions



Available on **WWW.MIKEDUCATION.COM**



SCAN TO ACCESS
THE COURSE

For more details and videos visit www.mikeducation.com

FULL MOUTH REHABILITATION



Change your **PERSPECTIVE**, eliminate your **FEAR**

TMD... the life changer course

- Conducted by **DR MOEZ KHAKIANI**
- ONLINE CERTIFICATE COURSE-** including lectures and videos
- Focused on **MANAGEMENT OF PAIN** with a non-surgical approach
- Differentiating between **MUSCULAR AND JOINT** disorders
- Use of **SPLINTS** with in depth designing and customisation
- Details toward **LABORATORY COMMUNICATION**
- PRF, LLLT, PHYSIOTHERAPY** aspects covered as part of “HOLISTIC” approach
- LONG TERM MANAGEMENT** including Occlusal Equilibration, Ortho. Aligners, etc.
- Available on **WWW.MIKEDUCATION.COM**



SCAN TO ACCESS
THE COURSE

For more details and videos visit www.mikeducation.com

MANAGEMENT OF TMJ DISORDERS

and oro-facial pain

Let's end their **SUFFERING... TOGETHER!!!**



Follow us on
Instagram



Follow us on
Facebook

WWW.MIKDENTAL.IN

+91 9833400664